

ANZ ETFS PHYSICAL USD ETF (ZUSD)

Domestic Focussed

Mandate	Replicate USD:AUD Spot	Manager	ANZ ETFS Management AUS Ltd
Benchmark	USD:AUD Spot	Resp Entity	ANZ ETFS Management AUS Ltd
ASX Listed	Jun-2015	ICR with performance fee	0.45%
Inception	Jun-2015	ICR without performance fee	0.45%

Description

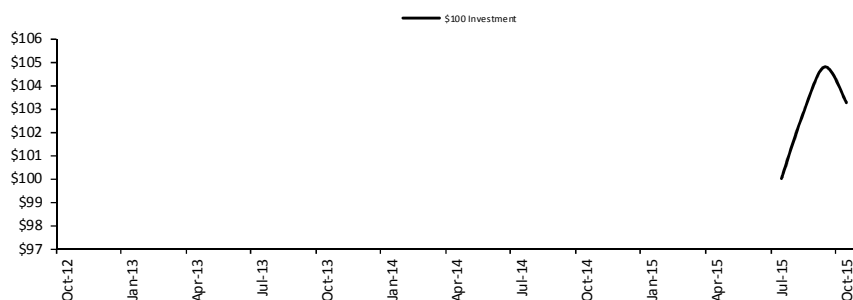
ANZ ETFS Physical US Dollar ETF is an ETF. ANZ ETFS Physical US Dollar ETF (ZUSD) aims to provide investors with an exposure (before fees and expenses) to the performance of the US Dollar (USD) relative to the Australian Dollar (AUD).

Key Information

Exposure	International/Domestic, Equities/Fixed Income/Currencies/Derivatives, Cash
Style	Currency on deposit
Replication Meth.	Full Replication/Optimisation, Physical/Synthetic
Currency Hedge	No
Securities Lending	No

Performance	1-mth	3-mth	6-mth	1 year	3 years p.a.	5 years p.a.	10 years p.a.
NAV AUD							
Performance	-1.6%	2.8%	n/a	n/a	n/a	n/a	n/a
Index	-1.5%	3.0%	10.6%	23.2%	13.3%	6.6%	1.4%
Active Return	-0.1%	-0.2%	n/a	n/a	n/a	n/a	n/a

Chart - Value of initial investment of A\$100 and monthly performance variance to benchmark



Share Price/NAV

Last traded price	\$10.79
12 Month price Range	\$9.95-\$11.06
NAV	\$10.7379

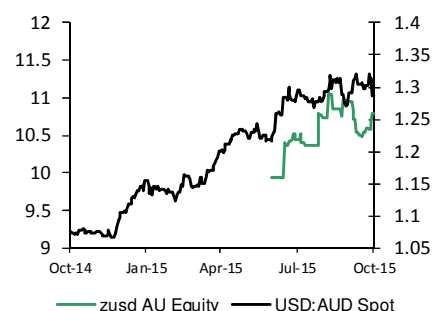
Dividends

Dividends (net)	\$0.00
Yield	0.0%
Franking*	0%
Grossed up yield	0.0%
Distributions Received	None
(last 12 months)	

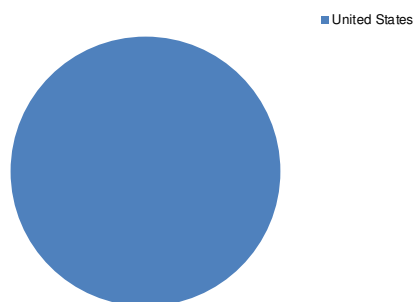
Capital Structure

Units on Offer	.2m
Market Capitalisation	\$1.6m
Daily turnover (avg 6 mths)	n/a

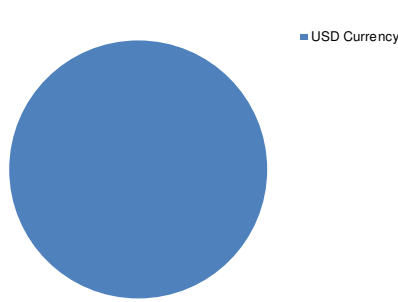
ZUSD vs USD-AUD X-RATE



Country Allocation



Sector Allocation



Top Holdings

As at 31 Oct 2015	
USD Currency	100.0

% of Total 100.0

Risk/Return

Share price (AUD)	Standard Deviation	Sharp Ratio	Information Ratio
Year 1	n/a	n/a	n/a
Year 3	n/a	n/a	n/a
Year 5	n/a	n/a	n/a

Value Measures

Index	Price to Earnings	Price to Book	Div Yield
Current	n/a	n/a	n/a
Average	n/a	n/a	n/a
% +/-	n/a	n/a	n/a

Portfolio

Portfolio Turnover per annum	n/a
Approx. Number of Securities	n/a